GREAT OVERVIEW by Orvis: Orvis instructor Pete Kutzer: https://youtu.be/ne3rRyfs3Mc

Learning Trout Behavior – a CLASSIC foundational must see: https://youtu.be/BwcRXHviIbE

As good as it gets: https://youtu.be/cOAjnwM2nzA

• Leader to Tippett: Surgeons Knot. https://youtu.be/ttiDcgvaDo4

• Line to Leader: Perfection Loop. https://youtu.be/7HelLNIwm00, and then ...

• Connecting 2 Perfection Loops together: https://youtu.be/L3YBTzr5iDI

Wading safety: Very Important, Respect the Force of Water, Live to Fish Another Day

Part 1 - https://youtu.be/1pNFU1-EEqU

Part 2 - https://youtu.be/K2HkpfQzMAI

Part 3 - https://youtu.be/2ZqR5grsKiI

Part 4 - https://youtu.be/_fS7bzcZZDM

Part 5 - https://youtu.be/Dw8LBdvWA_k

Part 6 - https://youtu.be/P7_NIjg-eHA

Recommended rod/reel combinations sets: (get a 5 weight, 9 foot rod, more pieces = more packable. for starting out, there are GOOD deals on rod/reel combinations that come with the line and leader pre-wound, ready to go. Don't spend $60 but you don't need to spend $200 either. To start, get a MEDIUM action rod until you learn your style.

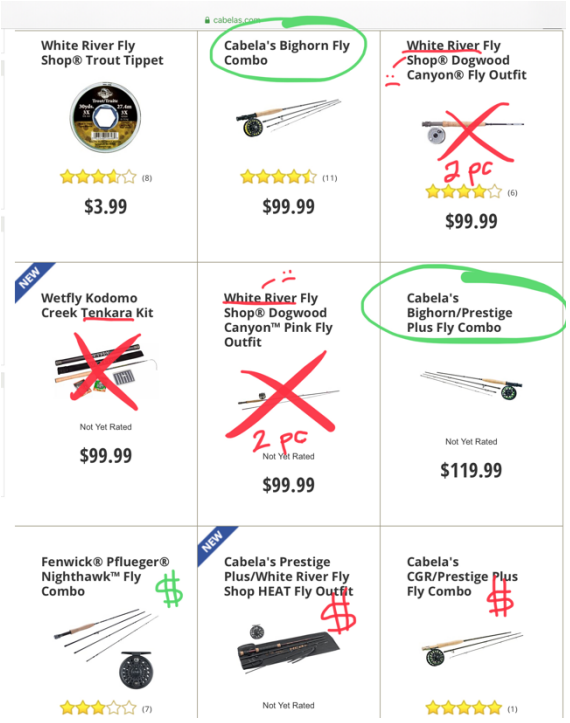

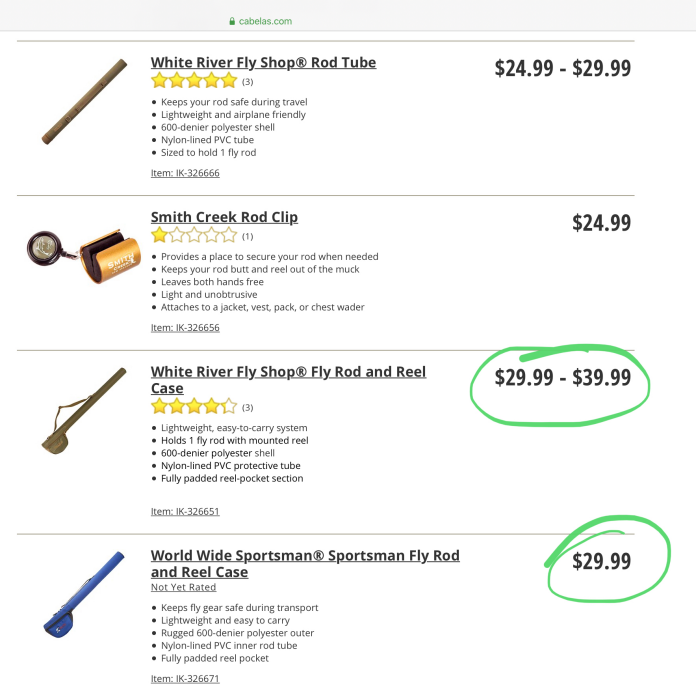

cabelas.com

Cabela's Fly Rod and Reel Case

(402)

- Tough, 900-denier shell
- Nylon-lined PVC rod tube
- Padded reel case
- Built-in strap handle

Item: IK-319052

$16.88

Cabela's Deluxe Rod Tubes

(67)

These 2" PVC tubes are lined with soft nylon and covered with Cordura® nylon. Available in many sizes.

Item: IK-313433

$24.99

Plano® Rod Tube

(9)

Serious protection for your rods. Constructed of tough, water-resistant nylon and a crush-resistant polypropylene core. Dense foam-padded ends help safeguard your rod tips. Inside diameter: 3".

Item: IK-134025

$16.99 - $19.99

Cabela's Advanced Anglers™ Rod Socks

(2)

- Protect your rods from scratches and dust
- Protective polyester wraps and cushions
- Use alone or with your tubes

Item: IK-139724

$9.99

Cabela's Travel Rod Case

(13)

This professional-quality rod case with foam storage space was designed for serious anglers. The outside is made of a water-resistant 600-denier polyester fabric for rugged adventures. A built-in PVC tube lined with nylon protects your rod sections. Holds up to a two-piece, 7-ft. spinning, casting or fly rod. Padded foam storage space holds additional reels, phones, camera, GPS unit and tackle. Color: Black/Gray

Item: IK-134442

$39.99

Plano® 6508 Airline Telescoping Rod Case

(12)

Protective, thick-walled, two-piece case extends from 67" to 112" to store,

$129.99

Recommended waders: -Make sure you have a waist belt so if you take a plunge, you restrict how much water gets in. A chest cord is very helpful, too. I prefer waders that can fold down from chest high, to waist high, for those warmer days. Also, breathable fabric, like Goretex, is best. It's cooler in the summer and in the winter you can wear synthetic sweat pants or long johns underneath when you want insulation.

Neoprene waders are bulky, heavy, and hot in the summer. You may float better in them though, if you fall. I haven't tested that.

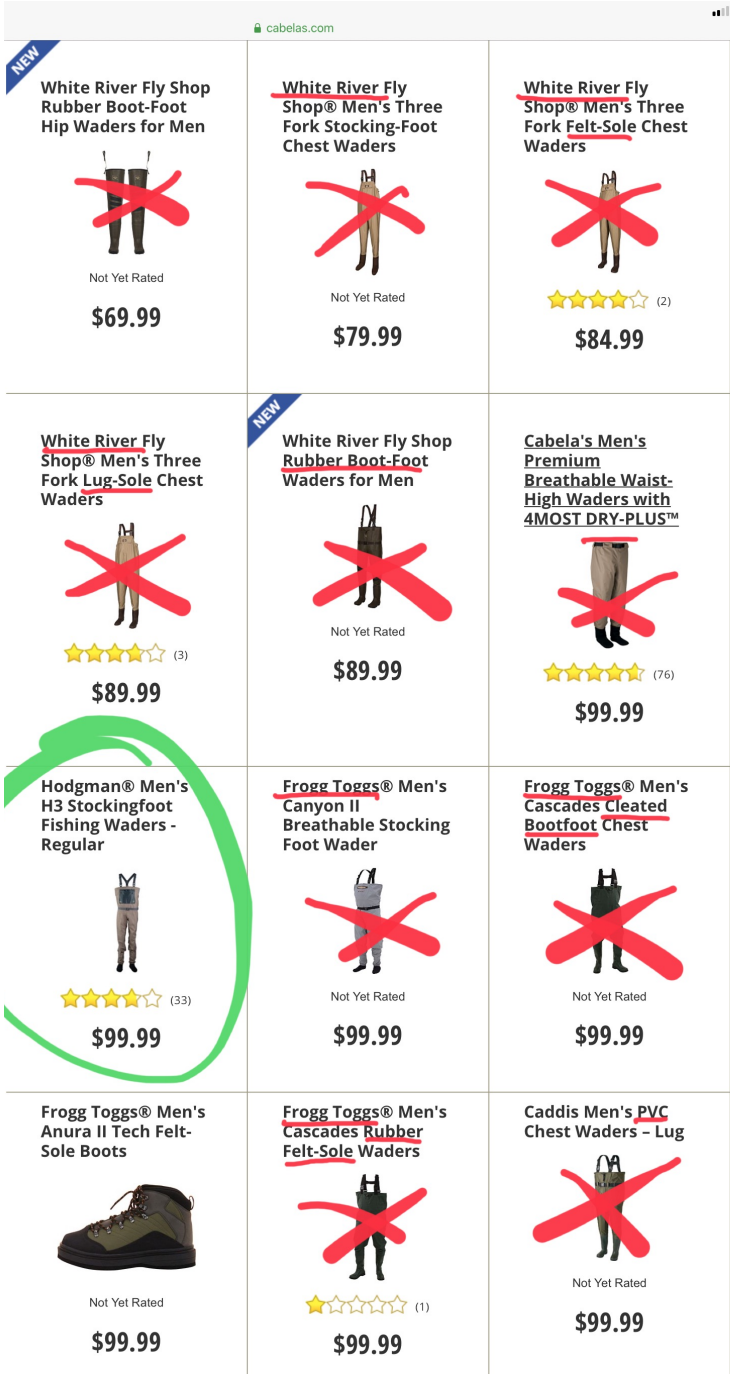

Recommended boots: Your wading boots may need to be 1-2 sizes bigger than your normal shoe, to accommodate the neoprene bootie of your waders. So a size 10 foot might want a size 11 or 12 boot. Some boot companies are already upsizing the boot to match your street shoe size. SO TRY them on WITH a neoprene sock or your waders. Cabela's will have extra booties to borrow for this. Consider buying JUST the $20-$40 neoprene booties for hot, summer fishing, when the waders are too much, but you still want the grip of the wading boot. Also, the best grip I have found are FELT bottomed wading boots, with cleats. I buy hardware store machine screws, 3/4" long, pre-drill small holes around the inside edge of the boot, and use a small socket to emplace them. They last a season easily, are easy to replace, and a lot cheaper than what they sell at the Fly Shops. Make sure you don't penetrate to the inside sole of your boot. This will tear into your neoprene bootie and ruin it's waterproofness.

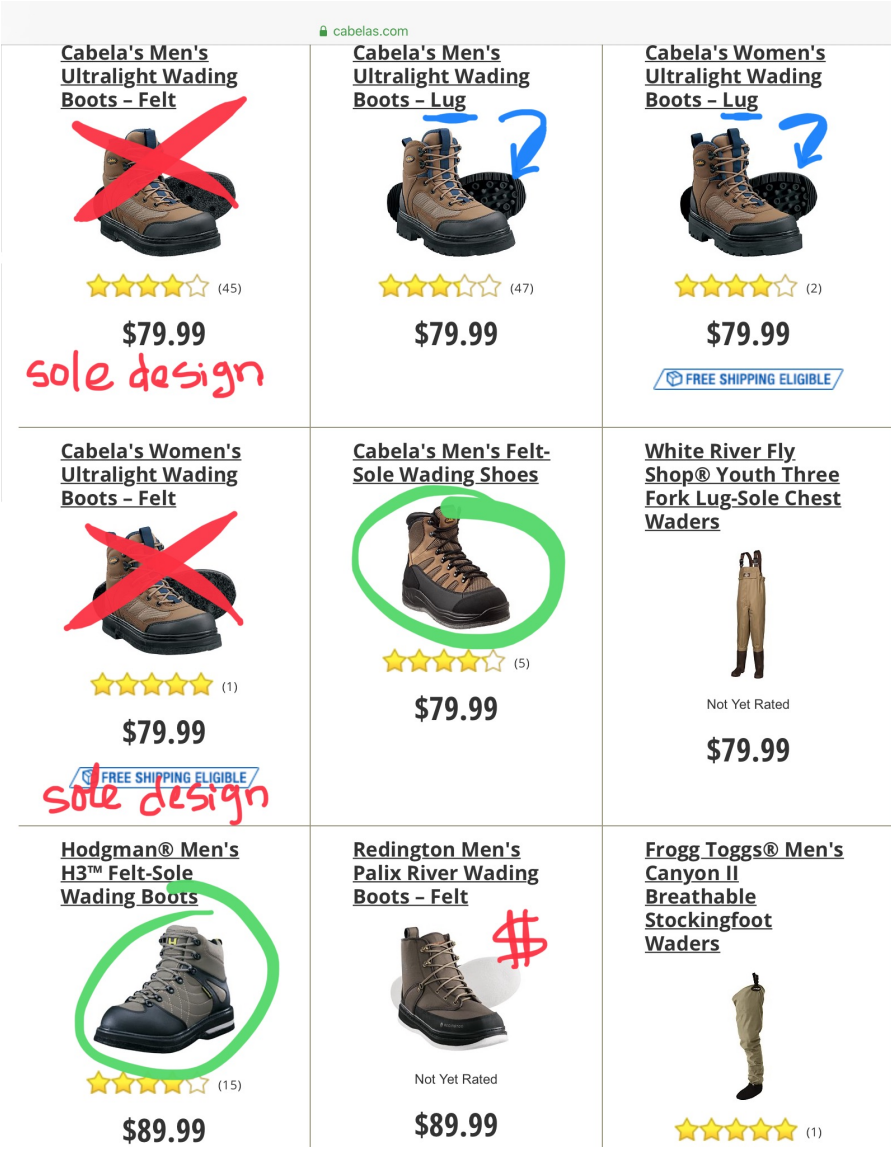

Other resources for waders, rods, and boots: CraigsList.com OfferUp.com eBay.com Amazon.com

With some of these sites, you can save your Search and have the website notify you when new items are offered for sale, via your email. VERY HANDY.

CASTING - Practice, Practice, Practice!!

Orvis instructor Pete Kutzer: https://youtu.be/ne3rRyfs3Mc Fast Fwd to 13:25

A little different explanation, by World Champion Joan Wulff: https://youtu.be/V5iZYQIvFug

WHAT Fly to Use? You can have plenty of success with just 3-5 flies:

#10 Yellow or Orange Stimulator	#12 Elk Hair Caddis	#14 Parachute Adams
#14 Bead Head (BH) Black Hare's Ear	#14 BH Pheasant Tail Nymph	#8 BH Black Woolly Bugger

You can add in a #16 BH Prince Nymph

Stop in the local fly shop enroute to your location and ask for help and a map. Buy a few flies to thank them for their advice. They appreciate it.

WHERE to BUY more Flies?

Sportsman's Warehouse - Tanasbourne - $1.10 per fly

StreamFlies.com - .50c a fly, + shipping ($3-$4). Good quality flies. If you're buying 9 flies or more, shop here. Otherwise, go to Sportsman's Warehouse for 1 to 8 flies.

BIMART - 1.39 a fly, a small, basic selection of flies. Low to medium quality.

RIVER CITY FLY SHOP, Tigard - $2.00 or more per fly. GREAT Selection for advanced fishermen.

FISH FIELD - Tigard Downtown - price = $2 and up. GREAT Selection.

CABELAS - Tualatin - $2.00 and up per fly. Pretty good selection.

Great books:

The Curtis Creek Manifesto - a little dated but a good, all-around basic description of all you need to know to fish rivers for trout. Available at Fisherman's Marine. $13?

The Total Fly Fishing Manual, by Field and Stream - available at CostCo, $20. More than you needed to know, including saltwater fishing, and much more, but you might grow into it.